

2019

2020 05

) (

2020 5 28 2019

1

2

www.cninfo.com.cn

.....	2
.....	5
.....	9
.....	12
.....	26
.....	49
.....	56
.....	57
.....	58
.....	64
.....	69
.....	70
.....	173

	91500000450533779H		
	2015		92.26%
		100%	66.86%
		100%	

	1366	B

	2019	2018		2017
	2,509,080,051.01	2,315,796,429.45	8.35%	2,145,918,088.60
	50,188,596.06	45,178,547.24	11.09%	34,261,005.09
	52,326,234.28	38,128,744.16	37.24%	30,062,867.10
	-5,782,069.05	204,374,334.24	-102.83%	-25,559,118.47
/	0.0842	0.0758	11.08%	0.0575
/	0.0842	0.0758	11.08%	0.0575
	4.07%	3.78%	0.29%	2.96%
	2019	2018		2017
	2,460,259,287.17	2,142,637,517.46	14.82%	2,075,937,622.96

	1,251,866,894.83	1,213,973,541.78	3.12%	1,176,305,395.07
--	------------------	------------------	-------	------------------

	487,014,401.13	651,549,204.99	624,054,153.47	746,462,291.42
	15,128,451.92	13,433,576.89	14,810,013.05	6,816,554.20
	14,729,406.71	13,511,999.61	16,442,999.41	7,641,828.55
	113,334,438.60	-107,850,241.37	-26,074,741.34	14,808,475.06

	2019	2018	2017	
	-425,094.29	-339,763.01	-342,927.82	
	4,539,430.92	7,423,431.90	6,160,619.12	

	-866,412.78	1,093,665.18	794,666.72	
	-89,367.57	9,129.61	-94,368.60	
	-2,137,638.22	7,049,803.08	4,198,137.99	--

1

1

1

1

2

3

4

	/		
			2

2019

1

2019 1 / 4 / 25 52% 90% 9

11

15

2019 4 2019

2000

20%

5%

2

2019 12 1 GMP GSP

3

2019 3 9

,2019 ,

23908.6 7.4% 3119.5
3.3% , 5.9%

1

	98.57%
	183.27%
	47.05%
	46.70%
	82.91%
	34.32%
	64.79%

2

2019

" "

" "

2019 12

2019

"

"

"

"

" "

" "

" "

2019 25.09 8.35% 5,018.86

11.09% 8.99 3,443.32

2,744.18 24.85% 14.09% 20.74% 17.45

8.19 ,2019 ,

7.4% 5.9% 70.15%

1

2018 " " "

" 2017 ,

, 2017 80% 2019 64.18%, 2017

20% 2019 35.82% 2018

2019 2018 20.74% 2019

" " 2019

7.41% 7,338.96 13.65%

2

FZ016

,

BE

2019

1,459

2018

3

2019

33%

OTC

4

2019

16.10

1.51%

2,244.33

3.51%

5

GMP

2019

" "

6

2019

2019

" "

1**2****1**

	2019		2018		
	2,509,080,051.01	100%	2,315,796,429.45	100%	8.35%
	898,724,942.99	35.82%	729,440,727.34	31.50%	23.21%
	1,610,355,108.02	64.18%	1,586,355,702.11	68.50%	

	885,376,625.14	117,681,033.18	86.71%	24.66%	23.21%	0.16%
	1,610,355,108.02	1,420,480,827.98	11.79%	1.51%	1.43%	0.07%
1	885,376,625.14	117,681,033.18	86.71%	24.66%	23.21%	0.16%
	885,376,625.14	117,681,033.18	86.71%	24.66%	23.21%	0.16%
2						
	917,492,668.31	856,209,862.75	6.68%	7.98%	7.52%	0.40%
	675,418,037.44	548,256,136.65	18.83%	-7.90%	-8.88%	0.88%
3	17,444,402.27	16,014,828.58	8.20%	420.03%	565.28%	-20.04%
	2,495,731,733.16	1,538,161,861.16	38.37%	8.67%	2.82%	3.51%

1

3

			2019	2018	
			250,908.01	231,579.64	8.35%
			13,821.94	10,802.1	27.96%
			16,572.1	19,881.87	-16.65%

30%

4

5

		2019		2018		

		122,498,561.63	7.94%	103,769,792.62	6.90%	18.05%
		1,420,480,827.98	92.06%	1,400,387,661.39	93.10%	1.43%

		2019		2018		
1		1,538,161,861.16	99.69%	1,495,903,968.60	99.45%	2.82%
1		117,681,033.18	7.63%	95,516,307.21	6.35%	23.21%
		117,681,033.18	7.63%	95,516,307.21	6.35%	23.21%
2		1,404,465,999.40	91.02%	1,397,980,418.36	92.94%	0.46%
		856,209,862.75	55.49%	796,310,310.72	52.94%	7.52%
		548,256,136.65	35.53%	601,670,107.64	40.00%	-8.88%
3		16,014,828.58	1.04%	2,407,243.03	0.16%	565.28%
2		4,817,528.45	0.31%	8,253,485.41	0.55%	-41.63%

6

7

8

/	1,166,568,678.30
	46.50%
	34.61%

5

		/	
1		868,272,071.81	34.61%
2		86,528,543.23	3.45%
3		74,631,492.82	2.97%
4		70,944,675.76	2.83%

5		66,191,894.68	2.64%
	--	1,166,568,678.30	46.50%

/		232,507,726.16	
			15.08%
			0.00%

5

		/	
1		60,730,994.16	3.94%
2		59,512,524.29	3.86%
3		44,167,480.25	2.86%
4		42,075,939.21	2.73%
5		26,020,788.25	1.69%
	--	232,507,726.16	15.08%

3

	2019	2018		
	693,709,345.77	586,903,727.92	18.20%	
	134,835,980.83	125,236,942.05	7.66%	
	5,500,590.67	6,304,222.59	-12.75%	
	16,081,272.84	5,987,195.67	168.59%	

4

2019

1

1

	114	96	18.75%
	13.56%	11.93%	1.63%
	30,873,987.08	18,145,463.30	70.15%
	1.23%	0.78%	0.45%
	14,792,714.24	12,158,267.63	
	47.91%	67.00%	-19.09%

5

	2019	2018	
	2,649,873,880.39	2,721,404,098.07	-2.63%

	-6,169,533.48	-9.36%		
	0.00			
	-12,910,121.33	-19.59%		
	726,508.46	1.10%		
	8,218,392.35	12.47%		
	-12,390,192.70	-18.80%		
	4,539,430.92	6.89%		

1

2019

	2019		2019			
	668,912,856.83	27.19%	520,547,688.27	24.29%	2.90%	
	1,098,453,694.47	44.65%	951,777,572.51	44.42%	0.23%	
	165,720,971.32	6.74%	198,818,708.55	9.28%	-2.54%	
	89,312.68	0.00%	6,258,846.16	0.29%	-0.29%	
	154,850,773.41	6.29%	148,693,422.86	6.94%	-0.65%	
	6,448,943.90	0.26%	12,178,736.21	0.57%	-0.31%	
	313,437,594.31	12.74%	129,900,000.00	6.06%	6.68%	
		0.00%			0.00%	
	31,346,844.37	1.27%	9,797,623.56	0.46%	0.81%	
	26,866,932.96	1.09%	24,361,623.72	1.14%	-0.05%	
	194,800,311.63	7.92%	153,129,673.44	7.15%	0.77%	

	91,298,523.53	3.71%	104,079,685.96	4.86%	-1.15%	
	462,292,069.22	18.79%	409,837,167.51	19.13%	-0.34%	
	245,481,450.40	9.98%	214,930,362.61	10.03%	-0.05%	

2

3

1.

		87,634,615.82
		37,095,803.21
		123,660.00
[1]		50,415,152.61
		15,534,794.31
		15,534,794.31
		193,721,970.28
[2]		22,836,685.98
	[2]	43,224,630.35
	[2]	22,112,734.11
[3]		25,384,852.04
[3]		14,938,834.58
[3]		14,613,111.09
[3]		13,820,060.18
[3]		20,181,016.68
[3]		16,610,045.27
		296,891,380.41

1

4,500

2 2018 12 20

3 2019 5 15

1

2

3

4

1

2

5

1

2

10%

			10000	1,014,232,503.13	318,978,850.10	1,030,309,577.00	47,527,820.93	32,967,941.09

1

2

3

4

5

1

2019 03 05			www.cninfo.com.cn 2019001
2019 06 25			www.cninfo.com.cn 2019002
2019 11 06			2019 5
			3

	5
	8
	1

3							
1	2017						
	2018	5	18	2017		2017	2017
595,987,425			,		10	0.13	
2018	6	19		2018	6	20	
2	2018						
	2019	5	8	2018		2018	2018
595,987,425							

<p>3</p> <p>2019</p>	
----------------------	--

1

		/	/	/	/	/
		/	/	/	/	/
			1	2008 07 18		
			2	2010 10 18		
			3	2015 07 07		
		/	/	/	/	/
		/	/	/	/	/
		/	/	/	/	/

1

90.63%

1

2

3

2

100%

1

2

3

3

1

2

3

2

“ ” “ ” 2019 2020 5 28 2020 8-321
 “ ” “ ” 14 ——
 2018
 2020 8-321 “ ”
 2020 2 19
 85.60% 70,328,949
 11.80% 170,356,260 28.58% 4.42 100% 2019 12 31 7.11
 1
 2019 12 31 7.11 1 4.42
 2020 8-321 “ ”
 2019

1

<

()

" " " "

1 2019 1 1

	2019 1 1		
	2018 12 31		2019 1 1
	34,159,247.28	-24,361,623.72	9,797,623.56
		24,361,623.72	24,361,623.72

2 2019 1 1

		520,547,688.27	520,547,688.27
			9,797,623.56
		34,159,247.28	24,361,623.72
		951,777,572.51	951,777,572.51
		153,129,673.44	153,129,673.44
		129,900,000.00	129,900,000.00
		104,079,685.96	104,079,685.96
		409,837,167.51	409,837,167.51
		214,930,362.61	214,930,362.61

3 2019 1 1

	2018 12 31			2019 1 1
A.				
a.				
CAS 22	520,547,688.27			520,547,688.27
CAS 22				
CAS 22	34,159,247.28			
CAS22		-24,361,623.72		

	70
	8
	2 3

--	--	--	--	--	--	--	--	--

				2017 5 2 19,965,311.33			2019-002
				600	3		
	564.79			2019 3 20 5,547,885.5		2019 01 30	
				2016 2 14			
	997.52					2019 01 30	
				4362165.89			
	517						/
	1,636.89		/	/	/		

		/			-		0.00%	15			-
		/			-	104.56	0.07%	150			-
	5%	/			-	10.15	0.01%	30			-
		/			-	327.89	0.21%	320			-
	5%	/			-	1,222.32	0.79%	1,800			-
	5%	/			-	85.22	0.06%	250			-
	5%	/			-	2,154.96	0.86%	3,500			-
	5%	/			-	2,597.07	1.04%	3,600			-
	5%	/			-	25.82	0.01%	80			-
	5%	/			-	190.8	0.08%	250			-
	5%	/			-	398.89	0.16%	300			-
		/			-	12.21	0.00%	15			-
	5%	/			-	403.58	0.16%	900			-

	5%	/			-	763.06	0.30%	380			-		
	5%	/			-	0.43	0.00%	120			-		
		/			-	27.65	0.01%	100			-		
		/			-		0.00%	10			-		

	2019	16,276	10,707.06	2018
		2019		

2

3

4

			217.62	15.81	73.71			159.72

5

1									
2013	2	SK Biopharmaceuticals Co,LTD	SKBP						
			SKBP						
SKL-PSL			SKBP	SKL-PSL					
			SKBP	FDA					SKL-PSL
				SKBP	10%			5%	
					BE	BE			2,750
			550						
2									
2017	1								
		5		5			2017 1 1	2019 12 31	
			2016				2019 12 31		
100,230.86		85,364.82		725.18					
		44,199.02							
3									
2014	9								
							5	7	
			1,000			300		30%	

4

2015 5

2015 11 24

2019 12 31

1,505.46

5

2019 4 12

2019 5 8

2018

10

2019

10

2019 12 31

97,568.97

6

2019

217.62

73.71

2019 12 31

159.72

SKBP	2013 02 27	www.cninfo.com.cn
	2014 09 29	www.cninfo.com.cn
	2017 04 29	www.cninfo.com.cn
	2018 12 15	www.cninfo.com.cn
2019	2019 04 16	www.cninfo.com.cn
	2019 04 16	www.cninfo.com.cn
2018	2019 05 09	www.cninfo.com.cn

1

1

2

3

1									22
		2019		183,822.34 /					
2									22
		2019		7,387.22 /					50T
3								22	
			2019		107,961.14 /				
4								21	
		2019		220,898.00 /					
5									22
			2018 9 1		2019 8 31			9,091.33 /	
	2019 12 31			8,912.07 /					
6									22
			2019 4 1		2020 3 31			43,778.21 /	
7									22
			2019		17,571.77 /				
8									2018 3 1
	2020 2 28				1			A 22 B	19,500
/									
9									2018 3 1
	2020 2 28				1			A 21	24,141 /
10									
			8 6					2018 3 1	2019 2 28
	137,506.2 /	2019 3 1	2019 5 31		140,777 /	2019 5 31	2019 12 31		
126,236.46 /									
11									
	B1		2018 9 1		2020 8 31			24,000 /	
12									2018 3 1
	2020 2 28				1			A 22 A	4641.98 /
13									22
			2018 11 1		2019 10 31			9,439.73 /	
14									22
		2018 4 1		2019 3 30				550 /	708

10%

			405				-405			
			252	2019 01 01	2019 12 31		-252			
			27	2018 09 01	2020 08 31		-27			
			145	2018 03 01	2020 02 29		-145			5%
			55	2018 03 01	2020 02 28		-55			

2

1

	2019 04 16	10,000	2019 06 05	10,000					
A1	10,000			A2	10,000				
A3	10,000			A4	10,000				

	2019 04 16	100,000	2019 07 12	4,100				
			2019 07 26	900				
	2019 04 16	20,000		0				
B1			120,000	B2				5,000
B3			120,000	B4				5,000
A1+B1+C1			130,000	A2+B2+C2				15,000
A3+B3+C3			130,000	A4+B4+C4				15,000
A4+B4+C4				11.98%				
D				10,000				
E 70%				5,000				
D+E+F				15,000				

2

3

1

2

4

													2017 04 29	< > 2017-15 www.cninfo.co m.cn
							/		100,00 0		5%		2019 04 16	2019-011 www.cninfo.co m.cn

1

1

2019

2018

2

3

4

2

3

1

2019-002

2019 1 30

<http://www.cninfo.com.cn>

2

http://www.cninfo.com.cn
 3 2019 4 16 http://www.cninfo.com.cn
 2019-014
 4 2018
 2019 4 16 http://www.cninfo.com.cn 2018
 2019-017
 5 2019 5 2 2019 5 6
 http://www.cninfo.com.cn 2019-018
 6 2018 2019 5 28 2019 5 29
 2019 5 22 http://www.cninfo.com.cn 2018 2019-020
 7 2003
 2019 6 22 http://www.cninfo.com.cn
 2019-021
 8 2019 8 31 http://www.cninfo.com.cn
 2019-025
 9 2019 10 25 http://www.cninfo.com.cn
 2019-029
 10
 2019 12 4 http://www.cninfo.com.cn
 2019-031
 11 563 2019 12 14
 http://www.cninfo.com.cn 2019-032
 12 186 2019 12 18
 http://www.cninfo.com.cn 2019-033



		0.54%	3,225,346	0	0	3,225,346		3,225,346
		0.42%	2,500,100	-4,084,900	0	2,500,100		
		0.42%	2,500,000	-500,000	0	2,500,000		
		0.41%	2,429,900	-2,500,000	0	2,429,900		
		0.26%	1,537,000	0	0	1,537,000		
3	10							
	1	2 2013 6 13						4,000
		4,000						
10								
							170,356,260	170,356,260
							70,328,949	70,328,949
							11,576,513	11,576,513
							7,298,850	7,298,850
							6,244,400	6,244,400
							3,225,346	3,225,346
							2,500,100	2,500,100
							2,500, nB'	

10

10

10

10

2

	/			
--	---	--	--	--

1986 05 26 915000002028324385

	30.60%	
	48.99%	
	3.02%	

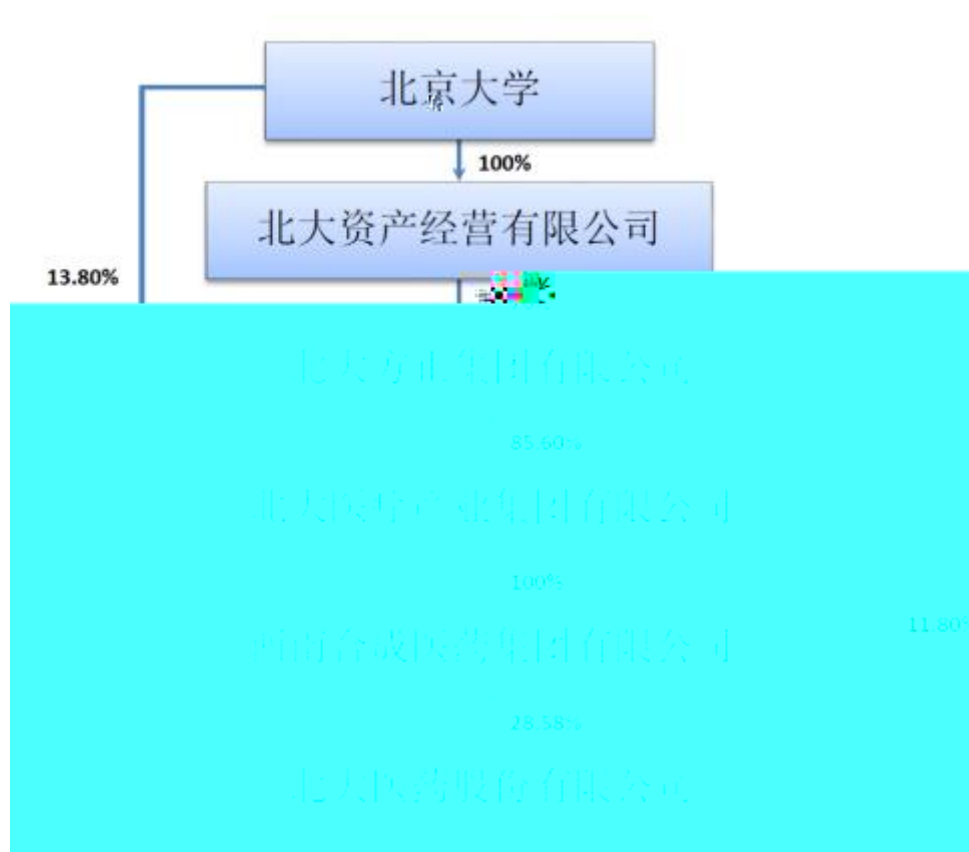
1 40%

002581 26.94%

2 48%

46%

08095.HK 8.34%



	2001 58	
		2001 21
	<	
	>	

	2002 2	2002 3 27
	29.96%	5% 2014 11 21
	/	
	/	
	/	
	/	

4 **10%**

	/			
		2003 01 27	250,000	

--	--	--	--	--

5

				53	2017 08 29	2021 05 17	0	0	0	0	0	0	0	0
				51	2016 05 20	2021 05 17	0	0	0	0	0	0	0	0
				39	2017 08 29	2021 05 17	0	0	0	0	0	0	0	0

GE

/

HCS

CEO

CFO

CFO

GMP

302

		CEO	2017 04 17	/	
			2018 04 13	/	
			2016 10 01	/	
			2016 11 28	/	
			2017 07 10	/	
			2016 10 01	/	
		CFO	2015 12 01	/	
			2017 04 01	/	

			2019 03 01		/
			2017 09 15		
			2015 05 01		
			2017 02 01		

			53		0	
			51		170	
			39		0	
			46		0	
			43		0	
			53		0	
			44		10	
			53		10	
			54		10	
			50		0	
			34		17	
			43		21	
			39		16	
			48		60	
			49		65	
			47		75	
			48		65	
			49		11.6	
	--	--	--	--	530.6	--

1

	558
	283
	841
	808
	0
	232

	223
	114
	42
	230
	841
	232
	285
	275
	49
	841

2

3

4

1

2

3

4

5

1

2018		41.07%	2020 05 08	2020 05 09	www.cninfo.com.cn 2018 2019-019

2

1

	3	1	2	0	0		1
	3	1	2	0	0		1
	3	1					

3

4

2018

1

2

	2020 05 29		
	www.cninfo.com.cn		
	98.97%		
	99.88%		
	1	2 3	1 3
	4	2	4

	10%	10%	5%	5%	10%	10%	5%
	10%		5%		5%	10%	5%
							0
							0
							0
							1

2019 12 31			
	2020 05 29		
	www.cninfo.com.cn		

	2020 05 28
	2020 8-321

2019 12 31

2019

"

"

2019 12 31

2019

2020 2 19

85.60%

70,328,949

11.80%

100%

170,356,260

28.58%

2019 12 31

4.42

7.11

1

"

"

"

"

" "

()

1

2019

25.1

()

1.

2.

3.

4.

5.

6.

7.

8.

()

()

()

1

2019 12 31

	2019 12 31	2018 12 31
	668,912,856.83	520,547,688.27
	31,346,844.37	34,159,247.28
	1,098,453,694.47	951,777,572.51
	26,866,932.96	
	19,894,433.38	37,325,312.28
	194,800,311.63	153,129,673.44
	165,720,971.32	198,818,708.55
	280,377.28	448,035.37
	2,206,276,422.24	1,896,206,237.70

	7,142,871.45	22,990,255.10
	89,312.68	6,258,846.16
	154,850,773.41	148,693,422.86
	6,448,943.90	12,178,736.21
	8,821,685.32	3,114,197.34
	32,635,293.25	17,842,579.01
	1,783,842.15	6,912,063.70
	20,535,373.97	15,288,424.26
	21,674,768.80	13,152,755.12
	253,982,864.93	246,431,279.76
	2,460,259,287.17	2,142,637,517.46

	199,172,934.88	199,172,934.88
	-5,959,357.59	-5,583,863.08
	49,174,739.26	46,430,557.73
	413,491,153.28	377,966,487.25
	1,251,866,894.83	1,213,973,541.78
	-5,529,659.64	-5,226,169.32
	1,246,337,235.19	1,208,747,372.46
	2,460,259,287.17	2,142,637,517.46

2

	2019 12 31	2018 12 31
	407,804,562.55	300,740,281.87
		7,278,004.21
	68,278,361.88	69,091,809.90
	5,365,259.89	
	3,962,148.52	2,043,096.59
	363,802,731.38	436,157,574.09
	56,505,829.11	55,910,791.07

	905,718,893.33	871,221,557.73
	137,673,725.08	143,923,662.55
	152,644,764.04	145,576,450.69
	6,448,943.90	12,178,736.21
	8,610,001.90	2,935,716.86
	32,635,293.25	17,842,579.01
	888,977.11	1,080,447.03
	9,842,054.04	9,387,993.03
	21,192,589.98	13,152,755.12
	369,936,349.30	346,078,340.50
	1,275,655,242.63	1,217,299,898.23
	30,497,546.12	37,153,582.92
	51,016,061.17	57,596,543.90
	19,730,902.65	12,249,607.94

	25,139,938.09	13,584,430.50
	16,850,155.61	19,363,987.09
	162,776,602.34	129,150,563.50
		737.30
	306,011,205.98	269,098,715.85

	59,451,159.72	46,673,274.41
	961,261,066.17	945,738,999.33
	1,275,655,242.63	1,217,299,898.23

3

	2019	2018
	2,509,080,051.01	2,315,796,429.45
	2,509,080,051.01	2,315,796,429.45
	2,408,619,020.54	2,242,493,634.49
	1,542,979,389.61	1,504,157,454.01
	15,512,440.82	13,904,092.25
	693,709,345.77	586,903,727.92
	134,835,980.83	125,236,942.05
	16,081,272.84	5,987,195.67
	5,500,590.67	6,304,222.59
	12,964,340.52	11,403,561.36
	7,831,024.80	5,666,664.54
	4,539,430.92	7,423,431.90
	-6,169,533.48	-7,571,737.33
	-6,169,533.48	-7,571,737.33

-		

4.		
5.		
	-375,494.51	237,435.99
1.		
2.		
3.		
4.		
5.		
6.		
7.		
8.	-375,494.51	237,435.99
9.		
	49,509,611.23	45,257,455.97
	49,813,101.55	45,415,983.23
	-303,490.32	-158,527.26
	0.08	0.08
	0.08	0.08

4

	2019	2018
	898,774,503.73	719,905,193.95
	132,715,328.36	110,611,632.88

	10,584,606.61	10,119,456.46
	646,508,291.32	514,126,893.89
	70,678,675.63	65,093,761.77
	16,081,272.84	5,987,195.67
	-21,495,169.05	-18,303,237.35
	20,775,601.83	15,310,955.95
	4,438,530.92	7,423,431.90
	-6,249,937.47	-7,732,545.31
	-6,249,937.47	-7,732,545.31
-		
-	-4,421,090.90	
-	-1,731,248.47	-3,984,214.52
-	-126,337.57	1,675.84
	35,611,414.53	27,977,838.54
	82,948.01	2,203,936.73
	1,261,194.96	
	34,433,167.58	30,181,775.27
	6,991,352.24	7,453,039.66
	27,441,815.34	22,728,735.61
	27,441,815.34	22,728,735.61

1.		
2.		
3.		
4.		
5.		
1.		
2.		
3.		
4.		
5.		
6.		
7.		
8.		
9.		
	27,441,815.34	22,728,735.61

5

	2019	2018

[REDACTED]

[REDACTED]

[REDACTED]

[REDACTED]

[REDACTED]

[REDACTED]

[REDACTED]

[REDACTED]

[REDACTED]

[REDACTED]

	639,600.00	166,536.51
	41,410,356.39	37,081,597.07
	41,410,356.39	37,081,597.07
	-40,770,756.39	-36,915,060.56
	325,437,594.31	129,900,000.00
	325,437,594.31	129,900,000.00
	141,900,000.00	154,800,000.00
	24,884,089.02	18,510,790.98
	166,784,089.02	173,310,790.98
	158,653,505.29	-43,410,790.98

	2019	2018
	968,818,407.09	787,090,753.03
	61,591,313.90	55,188,485.88
	1,030,409,720.99	842,279,238.91
	83,184,844.32	47,115,139.31
	82,520,077.18	68,915,059.61
	104,773,248.64	90,150,670.27
	671,527,595.50	548,382,914.22
	942,005,765.64	754,563,783.41
	88,403,955.35	87,715,455.50
	205,600.00	157,577.00
	436,217,855.67	347,133,162.55
	436,423,455.67	347,290,739.55
	40,253,495.20	36,240,179.26
	356,700,000.00	408,000,000.00
	396,953,495.20	444,240,179.26
	39,469,960.47	-96,949,439.71

	11,919,748.50	7,747,099.22
	11,919,748.50	7,747,099.22
	-11,919,748.50	-7,747,099.22
	2,320.97	-19,447.38
	115,956,488.29	-17,000,530.81
	282,676,767.87	299,677,298.68
	398,633,256.16	282,676,767.87


	2019														
	595,987,425.00				199,172,934.88		-5,583,863.08		46,430,557.73		377,966,487.25		1,213,973,541.78	-5,226,169.32	1,208,747,372.46
	595,987,425.00				199,172,934.88		-5,583,863.08		46,430,557.73		377,966,487.25		1,213,973,541.78	-5,226,169.32	1,208,747,372.46
							-375,494.51		2,744,181.53		35,524,666.03		37,893,353.05	-303,490.32	37,589,862.73
							-375,494.51				50,188,596.06		49,813,101.55	-303,490.32	49,509,611.23
1															

2															
3															
4									2,744,181.53		-14,663,930.03		-11,919,748.50		

6															
1															
2															
	595,987,425.00				199,172,934.88		-5,959,357.59		49,174,739.26		413,491,153.28		1,251,866,894.83	-5,529,659.64	1,246,337,235.19

	2018														
	595,987,425.00				199,172,934.88		-5,821,299.07		44,157,684.17		342,808,650.09		1,176,305,395.07	-5,067,642.06	1,171,237,753.01
	595,987,425.00				199,172,934.88		-5,821,299.07		44,157,684.17		342,808,650.09		1,176,305,395.07	-5,067,642.06	1,171,237,753.01
							237,435.99		2,272,873.56		35,157,837.16		37,668,146.71	-158,527.26	37,509,619.45

							237,435.99				45,178,547.24		45,415,983.23	-158,527.26	45,257,455.97
1															
2															
3															
4															



4															
5															
6															
1															
2															
	595,987,425.00				199,172,934.88		-5,583,863.08		46,430,557.73		377,966,487.25		1,213,973,541.78	-5,226,169.32	1,208,747,372.46

8

	2019										
	595,987,425.00				256,647,742.19				46,430,557.73	46,673,274.41	945,738,999.33
	595,987,425.00				256,647,742.19				46,430,557.73	46,673,274.41	945,738,999.33
									2,744,181.53	12,777,885.31	15,522,066.84

											27,441,815.34	27,441,815.34

1

2019

	595,987,425.00				256,647,742.19				49,174,739.26	59,451,159.72	961,261,066.17

590 MC /P <7,425

	2018										
	595,987,425.00				256,647,742.19				44,157,684.17	33,965,248.88	930,758,100.24

10

1

2

12

1

2

1 1 12 31

3

12

4

5

1.

2.

6

33

7

1.

2.

(1)

(2)

(3)

(4)

(5)

8

9

1.

2.

10

1.

(3) (1) (2) (1) (2)

(1)

2.

(1)

(2)

1)

2)

3)

4)

)

(3)
1)

2)

3) 1) 2) 23 --- 1)

4)

(4)
1)

23 ---

2)
3.

(1)
(2)

(1)

(2)

(1)

(2)

4.

(1)
(2)

(1)

12

(2)

(3)

1)

--	--	--

2)

	1	1-2	2-3	3-4	4-5	5
(%)	0.5% 5%	10%	20% 30%	40% 50%	50% 60%	80% 100%
	5%	10%	20%	40%	60%	80%
	0.5%	10%	30%	50%	50%	100%

6.

(1)

(2)

11

10 -

12

10 -

13

10 -

14

10 -

15

1.

2.

3.

4.

5.

(1)

(2)

16

1.

2

1

3

1

2

2.

(1)

(2)

(3)

1)

2)

17

1.

2.

(1)

(2)

1)

2)

(3)

12

7

3.

4.

(1)

22

(2)

1)

2)

18

19

1

2

		5-15	0 5%	6.33%-20.00%
		5-15	0 5%	6.33%-20.00%
		5-15	0 5%	6.33%-20.00%

20

1.

2.

21

1.

2.

(1)

1)

2)

3)

(2)

3

(3)

3.

22

1

1.

2.

	()
	10
	10
	3-10

2

(1)

(2)

(3)

(4)

(5)

(1)

(2)

(3)

(4)

(5)

23

24

1 1

25

1

- 1.
- 2.

4

26

1.

2.

27

(1)

1)

2)

3)

4)

5)

(2)

(3)

28

1.

(1)

(2)

2.

3.

4.

5.

(1)

(2)

29 /

1.

2.

3.

4.

(1)

(2)

30

1

2

31

1.

(1)

(2)

(3)

32

1

1.

2019 (2019 16) (2019 6)
2018 2019

	985,936,819.79		34,159,247.28
			951,777,572.51
	513,916,853.47		104,079,685.96
			409,837,167.51
	125,236,942.05		125,236,942.05
	5,987,195.67		5,987,195.67

2.

2019 1 1

22

23

24

37

()

1 2019 1 1

	2019 1 1	
	2018 12 31	2019 1 1
	34,159,247.28	9,797,623.56
		24,361,623.72

2 2019 1 1

	2019 1 1	
	2018 12 31	2019 1 1
	520,547,688.27	520,547,688.27
	34,159,247.28	9,797,623.56
		24,361,623.72
	951,777,572.51	951,777,572.51
	153,129,673.44	153,129,673.44
	129,900,000.00	129,900,000.00
	104,079,685.96	104,079,685.96
	409,837,167.51	409,837,167.51
	214,930,362.61	214,930,362.61

3 2019 1 1

	2019 1 1	
	2018 12 31	2019 1 1
A.		
a.		
CAS 22	520,547,688.27	520,547,688.27
CAS 22		
CAS 22	34,159,247.28	
CAS22		-24,361,623.72
CAS 22		9,797,623.56
CAS 22		
CAS 22	951,777,572.51	951,777,572.51
CAS 22		
CAS 22	153,129,673.44	153,129,673.44

CAS 22				
	1,659,614,181.50	-24,361,623.72		1,635,252,557.78
b.				
CAS 22				
CAS22		24,361,623.72		
CAS 22				24,361,623.72
		24,361,623.72		24,361,623.72
B.				
CAS 22				
CAS 22	129,900,000.00			129,900,000.00

	2018 12 31	2019 01 01	
	520,547,688.27	520,547,688.27	
	34,159,247.28	9,797,623.56	-24,361,623.72
	951,777,572.51	951,777,572.51	
		24,361,623.72	24,361,623.72
	37,325,312.28	37,325,312.28	
	153,129,673.44	153,129,673.44	
	198,818,708.55	198,818,708.55	
	448,035.37	448,035.37	
	1,896,206,237.70	1,896,206,237.70	
	22,990,255.10	22,990,255.10	

	6,258,846.16	6,258,846.16	
	148,693,422.86	148,693,422.86	
	12,178,736.21	12,178,736.21	
	3,114,197.34	3,114,197.34	
	17,842,579.01	17,842,579.01	
	6,912,063.70	6,912,063.70	
	15,288,424.26	15,288,424.26	
	13,152,755.12	13,152,755.12	
	246,431,279.76	246,431,279.76	
	2,142,637,517.46	2,142,637,517.46	
	129,900,000.00	129,900,000.00	
	104,079,685.96	104,079,685.96	
	409,837,167.51	409,837,167.51	
	17,082,056.72	17,082,056.72	
	22,100,428.95	22,100,428.95	

	33,498,260.20	33,498,260.20	
	214,930,362.61	214,930,362.61	
	737.30	737.30	
	931,427,961.95	931,427,961.95	
	2,012,448.98	2,012,448.98	
	449,734.07	449,734.07	
	2,462,183.05	2,462,183.05	
	933,890,145.00	933,890,145.00	
	595,987,425.00	595,987,425.00	
	199,172,934.88	199,172,934.88	
	-5,583,863.08	-5,583,863.08	

	46,430,557.73	46,430,557.73	
	377,966,487.25	377,966,487.25	
	1,213,973,541.78	1,213,973,541.78	
	-5,226,169.32	-5,226,169.32	
	1,208,747,372.46	1,208,747,372.46	
	2,142,637,517.46	2,142,637,517.46	

	2018 12 31	2019 01 01	
	300,740,281.87	300,740,281.87	
	7,278,004.21		-7,278,004.21

367..68-6(,)10(0)-6(9)7(1)-6(,)-2(8)7(0)-6(9)7(.-)2(9)7(0)] TJET@MC /P <<MCI

	143,923,662.55	143,923,662.55	
	145,576,450.69	145,576,450.69	
	12,178,736.21	12,178,736.21	

	269,098,715.85	269,098,715.85	
	2,012,448.98	2,012,448.98	
	449,734.07	449,734.07	
	2,462,183.05	2,462,183.05	
	271,560,898.90	271,560,898.90	
	595,987,425.00	595,987,425.00	
	256,647,742.19	256,647,742.19	
	46,430,557.73	46,430,557.73	
	46,673,274.41	46,673,274.41	
	945,738,999.33	945,738,999.33	
	1,217,299,898.23	1,217,299,898.23	

4 2019

1

		0% 3% 16% 13%
		7%
		15% 16.5% 20% 25%
		3%
		2%

	668,912,856.83	520,547,688.27
--	----------------	----------------

(1)

	18,792.64	43,193.96
[]	628,238,717.72	466,350,377.21
	40,112,582.03	54,154,117.10
	542,764.44	
	668,912,856.83	520,547,688.27

441,990,242.66

1

		2,225,133.25
	37,095,803.21	51,928,983.85
	2,893,118.82	
	123,660.00	
	40,112,582.03	54,154,117.10

(2)

47,522,033.79

49

542,764.44

37,095,803.21

2,893,118.82

123,660.00

2

1

	31,346,844.37	9,797,623.56
	31,346,844.37	

			48							
	1,111,364,092. 12	97.68%	12,910,397. 65	1.16%	1,098,453,694.47	964,681,533.06	97.34%	12,903,960.55	1.34%	951,777, 572.51

1 2	8,675,301.57
2 3	3,109,956.58
3	29,549,525.38
3 4	9,802,477.48
4 5	16,768,148.63
5	2,978,899.27
	1,137,804,402.60

2

	783,074,348.07	68.82%	
--	----------------	--------	--

4

	26,866,932.96	24,361,623.72
	26,866,932.96	24,361,623.72

			(%)
	26,866,932.96		
	26,866,932.96		

	72,641,914.14	
	72,641,914.14	

5

1

1	18,801,283.26	94.50%	34,254,699.32	91.77%
1 2	538,262.37	2.71%	2,335,642.07	6.26%
2 3	151,998.28	0.76%	592,206.27	1.59%
3	402,889.47	2.03%	142,764.62	0.38%
	19,894,433.38	--	37,325,312.28	--

2

		(%)
	2,709,768.20	13.62
()	1,935,000.00	9.73
()	673,199.93	3.38
	665,740.00	3.35
	659,900.00	3.32
	6,643,608.13	33.40

6

	194,800,311.63	153,129,673.44
	194,800,311.63	153,129,673.44

1

1

	192,000,000.00	140,000,000.00
	11,724,132.92	15,677,498.95
	621,683.88	453,550.71
	4,234,596.34	2,240,835.02
	208,580,413.14	158,371,884.68

2

	12	()	()	
2019 1 1	772,290.94	1,063,249.66	3,406,670.64	5,242,211.24

--	-98,108.58	98,108.58		
--		-39,777.49	39,777.49	
	355,113.26	726,250.36	9,456,784.65	

	183,753,095.65	10,623,095.65	5.78	
--	----------------	---------------	------	--

4

		60,000,000.00	1-2 4-5 5	28.77%	300,000.00
		42,000,000.00	1 5	20.14%	210,000.00
		40,000,000.00	1	19.18%	200,000.00
		18,000,000.00	1-2	8.63%	1,800,000.00
		15,000,000.00	1	7.19%	75,000.00
	--	175,000,000.00	--	83.91%	2,585,000.00

7

1

	30,460,897.99		30,460,897.99	23,648,625.02		23,648,625.02
	9,430,408.75		9,430,408.75	7,610,542.19		7,610,542.19
	128,132,753.21	15,796,464.85	112,336,288.36	163,273,339.62	4,830,216.24	158,443,123.38
	13,493,376.22		13,493,376.22	9,116,417.96		9,116,417.96
	181,517,436.17	15,796,464.85	165,720,971.32	203,648,924.79	4,830,216.24	198,818,708.55

2

	4,830,216.24	12,910,121.33		1,943,872.72	15,796,464.85
	4,830,216.24	12,910,121.33		1,943,872.72	15,796,464.85

8

	238,912.90	408,614.13
	41,464.38	39,421.24
	280,377.28	448,035.37

9

1

	7,142,871.45		7,142,871.45	22,990,255.10		22,990,255.10	
	324,204.99		324,204.99	5,657,446.29		5,657,446.29	
	7,142,871.45		7,142,871.45	22,990,255.10		22,990,255.10	--

10

	()									()	
	6,258,846.16			-6,169,533.48						89,312.68	

	6,258,846. 16			-6,169, 533.48						89,312. 68	
	6,258,846. 16			-6,169, 533.48						89,312. 68	

11

	154,850,773.41	148,693,422.86
	154,850,773.41	148,693,422.86

1


1.	192,488,368.27	5,694,863.46	7,038,222.45	205,221,454.18
2.	21,933,061.80	330,783.41	487,999.26	22,751,844.47
1	7,148,597.29	330,783.41	487,999.26	7,967,379.96
2	14,784,464.51			14,784,464.51
3				
3.	381,098.59	1,793,198.71	366,710.44	2,541,007.74
1	381,098.59	1,793,198.71	366,710.44	2,541,007.74
4.	214,040,331.48	4,232,448.16	7,159,511.27	225,432,290.91
1.	48,485,036.60	3,672,088.39	4,370,906.33	56,528,031.32
2.	14,149,033.81	410,850.25	974,493.66	15,534,377.72
1	14,149,033.81	410,850.25	974,493.66	15,534,377.72
3.	131,872.44	1,018,021.34	330,997.76	1,480,891.54
1	131,872.44	1,018,021.34	330,997.76	1,480,891.54

4.	62,502,197.97	3,064,917.30	5,014,402.23	70,581,517.50
1.				
2.				
1				
3.				
1				
4.				
1.	151,538,133.51	1,167,530.86	2,145,109.04	154,850,773.41
2.	144,003,331.67	2,022,775.07	2,667,316.12	148,693,422.86

12

	6,448,943.90	12,178,736.21
	6,448,943.90	12,178,736.21

1



	8,000,00 0.00	5,849,32 7.52	1,466,05 5.04	7,315,38 2.56			100.00%	100.00				
	4,500,00 0.00	3,741,86 3.20	938,443. 23	4,680,30 6.43			100.00%	100.00				
302	4,800,00 0.00		3,052,21 2.39			3,052,21 2.39	63.59%	63.59				
	4,700,00 0.00		3,256,63 7.17			3,256,63 7.17	69.29%	69.29				
		2,587,54 5.49	341,324. 37	2,788,77 5.52		140,094. 34						
	22,000,0 00.00	12,178,7 36.21	9,054,67 2.20	14,784,4 64.51		6,448,94 3.90	--	--				--

13

1

--	--	--	--

1					162,789.60	486,549.49	504,237.00	1,153,576.09

		61,754,981.16	59,430,888.18
--	--	---------------	---------------

5

2019			3,290,353.98
2020		14,996,260.24	14,996,260.24
2021		16,944,682.39	16,944,682.39
2022		1,058,872.78	1,058,872.78
2023		1,644,854.70	1,764,252.05
2024		4,710,689.98	
		39,355,360.09	38,054,421.44
			--

2017 8 29

17

		19,688,700.14	12,060,035.02
		1,986,068.66	1,092,720.10
		21,674,768.80	13,152,755.12

18

1

		15,437,594.31	
		263,000,000.00	

32,000,000.00 2020 3 5

19

	91,298,523.53	104,079,685.96
	91,298,523.53	104,079,685.96

20**1**

	442,394,729.93	386,462,374.06
	19,897,339.29	23,374,793.45
	462,292,069.22	409,837,167.51

2**1**

	1,630,661.80	
	1,630,661.80	--

21**1**

	23,753,591.77	17,082,056.72
	23,753,591.77	17,082,056.72

22

1

	17,091,823.47	127,579,251.09	113,231,825.63	31,439,248.93
-	5,008,605.48	10,587,480.88	10,530,859.38	5,065,226.98
		762,071.53	762,071.53	
	22,100,428.95	138,928,803.50	124,524,756.54	36,504,475.91

2

1	16,522,691.89	107,201,390.75	93,019,572.10	30,704,510.54
2		6,019,372.77	5,941,472.17	77,900.60
3	155,409.41	6,917,408.64	6,893,390.48	179,427.57
	107,762.49	6,188,979.89	6,170,730.17	126,012.21
	23,453.77	563,725.96	557,957.52	29,222.21
	24,193.15	164,702.79	164,702.79	24,193.15
4	32,648.52	5,504,163.83	5,439,552.83	97,259.52
5	381,073.65	1,936,915.10	1,937,838.05	380,150.70
	17,091,823.47			

	17,844,653.86	23,275,703.21
	5,719,975.59	7,964,053.37
	1,193,483.14	1,064,950.18
	511,492.73	427,601.88
	326,582.98	327,923.91
	325,188.06	438,027.65
	25,921,376.36	33,498,260.20

24

		737.30
	245,481,450.40	214,929,625.31
	245,481,450.40	214,930,362.61

1

		737.30
		737.30

2

1

	4,704,156.12	6,957,502.83
	106,813,683.80	111,805,012.15
	120,787,392.61	79,568,995.27
	13,176,217.87	16,598,115.06
	245,481,450.40	214,929,625.31

2 1

95	1,008,272.00	
	3,539,364.03	
	4,547,636.03	--

25

	2,850,000.00		
	4,000,000.00		
	6,850,000.00		--

26

	2,012,448.98	3,497,477.00	198,695.92	5,311,230.06	
	2,012,448.98	3,497,477.00	198,695.92	5,311,230.06	--

					/
			[]		
	1,257,838.20		100,042.68	1,157,795.52	
	460,000.00	500,000.00		960,000.00	
	294,610.78	107,477.00	77,086.57	325,001.21	
		1,030,000.00	9,666.67	1,020,333.33	
		1,860,000.00	11,900.00	1,848,100.00	
	2,012,448.98	3,497,477.00	198,695.92	5,311,230.06	

[]

51

27

		+ -					
	595,987,425.00						595,987,425.00

28

	81,347,430.00			81,347,430.00
	117,825,504.88			117,825,504.88
	199,172,934.88			199,172,934.88

29

		+ -						
	-5,583,863.08	-375,494.51				-375,494.51		-5,959,357.59
	-5,583,863.08	-375,494.51				-375,494.51		-5,959,357.59
	-5,583,863.08	-375,494.51				-375,494.51		-5,959,357.59

30

	46,430,557.73	2,744,181.53		49,174,739.26
	46,430,557.73	2,744,181.53		49,174,739.26

31

	377,966,487.25	342,808,650.09
	377,966,487.25	342,808,650.09
	50,188,596.06	45,178,547.24
	2,744,181.53	2,272,873.56
	11,919,748.50	7,747,836.52
	413,491,153.28	377,966,487.25

32

	2,495,731,733.16	1,538,161,861.16	2,296,570,580.43	1,495,903,968.60
	13,348,317.85	4,817,528.45	19,225,849.02	8,253,485.41
	2,509,080,051.01	1,542,979,389.61	2,315,796,429.45	1,504,157,454.01

33

	8,565,414.32	7,646,492.56
	3,661,622.44	3,277,097.01
	2,409,957.74	2,157,054.82
	875,446.32	823,447.86
	15,512,440.82	13,904,092.25

34

	656,109,987.77	557,600,604.39
	30,184,109.72	22,197,934.43
	3,467,334.73	2,817,043.15

	3,947,913.55	4,288,145.95
	693,709,345.77	586,903,727.92

35

	79,211,924.55	72,256,141.01
	8,589,986.74	10,003,885.15
	5,548,316.41	5,585,216.87
	3,162,649.18	4,545,172.46
	762,071.53	2,583,250.48
	2,572,281.60	2,159,006.70
	1,916,489.18	2,061,391.91
	1,693,516.55	1,749,945.02
	1,273,107.33	1,336,235.97
	1,396,041.24	835,932.36
	1,047,541.57	576,257.81
	27,662,054.95	21,544,506.31

	7,831,024.80	5,666,664.54
		242,262.11

42

	-140,965.60	83.77
	-140,965.60	83.77

43

	553,385.16	2,027,386.52	553,385.16
	173,123.30	195,713.00	173,123.30
	726,508.46	2,223,099.52	726,508.46

44

	284,128.69	339,846.78	284,128.69
	103,894.80	182,221.13	103,894.80
	5,950,000.00		5,950,000.00
	1,880,368.86	1,067,155.41	1,880,368.86
	8,218,392.35	1,589,223.32	8,218,392.35

45

1

	18,637,602.01	20,328,043.08
	-2,624,943.36	-141,510.56
	16,012,658.65	20,186,532.52

2

	65,897,764.39
/	9,884,664.66
	2,531,629.77
	-77,245.34
	937,490.62
	1,343,279.22
	2,751,982.91
	-1,359,143.19
	16,012,658.65

46

29

47

1

	14,359,454.09	19,863,385.62
	23,344,661.27	41,435,672.33
	31,677,650.63	55,485,213.12
	7,288,260.36	5,666,664.54
	7,838,212.00	8,400,000.00
	2,020,829.80	2,735,412.50
	86,529,068.15	133,586,348.11

2

	636,938,816.10	548,238,012.08
	42,759,763.39	37,254,854.55
	15,054,632.38	19,162,932.58
	59,050,293.24	17,901,150.04
	84,715,612.95	38,203,000.00

	56,674,449.99	77,804,598.05
	-5,782,069.05	204,374,334.24
2	--	--
3	--	--
	580,735,476.57	468,618,704.42
	468,618,704.42	344,525,737.11
	112,116,772.15	124,092,967.31

2

	580,735,476.57	468,618,704.42
	18,792.64	43,193.96
	580,716,683.93	466,350,377.21
		2,225,133.25
	580,735,476.57	468,618,704.42

	87,634,615.82	
	37,095,803.21	
	123,660.00	
[1]	50,415,152.61	
	15,534,794.31	
	15,534,794.31	
	193,721,970.28	
[2]	22,836,685.98	
[2]	43,224,630.35	

		--	--	
		--	--	
		23,500.00	6.9762	163,940.70

	1,257,838.20		100,042.68	1,157,795.52		2018 352
	460,000.00	500,000.00		960,000.00		2019 4

294,610.78 72.34 64.4%

019

				100.00%		
					100.00%	

2**1**

--	--	--	--	--	--

()

1.

(1)

1)

2)

(2)

1

2

3

4

2.

(

)

3.

2

3

6

4.

(1)

2019 12 31

4.42

(2)

2019

12 31

68.82%(2018 12 31 56.77%)

()



		288,000.00	300,000.00		257,368.29
		200,000.00	200,000.00		160,000.00
		152,163.70	350,000.00		
		101,500.00	300,000.00		
		74,609.92	260,000.00		127,364.27
			150,000.00		100,258.00
			150,000.00		68,100.00
					50,000.00

/

[]		975,689,743.48	845,002,385.08
		25,970,721.57	35,259,643.28
		21,54BDC 40	

		258,226.09	428,643.12
		201,589.91	1,476,144.18
		122,071.95	44,931.25
		4,320.00	795,868.97
			2,695,000.00
			1,580,480.00
			24,960.00

[1] 2019 4

>

<

10

/

/

/

2019

9.76

[2]

1,500.00

2019

2,597.07

2

		4,051,333.12	3,691,788.02
		2,524,548.60	2,650,776.00
		274,165.68	243,555.59
		1,450,457.45	1,301,481.51
		554,469.24	554,469.24

3

	100,000,000.00	2019 06 05	2022 06 04	

	6,308,757.00	2019 01 27	2022 01 26	
	4,823,576.88	2019 02 27	2022 02 26	
	6,169,730.00	2019 04 30	2022 04 29	
	4,046,218.40	2019 03 28	2022 03 27	
	717,850.00	2019 01 19	2022 01 18	
	717,360.00	2019 02 24	2022 02 23	

	18,000,000.00	2019 08 27	2022 08 27	
	5,000,000.00	2019 09 12	2022 09 12	
	7,000,000.00	2019 12 26	2022 06 25	
	36,000,000.00	2019 12 30	2022 12 29	
	9,550,000.00	2019 09 24	2022 05 31	

4

	5,306,000.00	5,188,700.00

5

(1)

2017 1

5

5

2017 1 1 2019 12 31

2016

2019

499,339,830.90

	293,329,838.96	1,002,308,623.30	853,648,219.60	441,990,242.66	7,251,827.30
-					
-					

2020 5 28

(2)

BE BE

2,750

2019

550

2019 12 31

550

(3)

2019 4

12
520
672.32

2019 12 31

152.32 672.32

2018 1461

2019 4 12 2029 4

672.32

(4)

2015 5

2015 11 24

2019

1,505.46

6**1**

		669,515,445.59	3,347,577.23	388,227,445.92	1,941,137.23
		7,649,013.19	38,245.07	17,535,348.43	87,676.74
		5,960,537.38	29,802.69	3,340,316.00	16,701.58
		3,997,762.41	230,572.12	2,340,216.91	33,311.45
		2,245,043.08	112,252.15	440,516.80	2,202.58
		1,794,820.06	535,876.87	1,803,529.03	180,352.90
		1,562,996.82	7,814.98	1,163,328.20	5,816.64
		910,800.00	4,554.00		
		696,776.00	3,483.88	615,808.82	3,079.04

		249,740.00	1,248.70	20,854.80	104.27
		233,382.00	1,166.91		
		214,500.00	21,450.00	1,171,500.00	5,857.50
		191,320.00	55,826.60	486,000.00	48,600.00
		81,750.00	408.75	228,479.78	1,142.40
		41,250.00	206.25		
		11,324.22	3,397.27	11,324.22	1,132.42
		695,774,110.94	4,408,415.11	417,658,432.40	2,328,483.57
		235,756.74		235,756.74	
		129,600.00			
				7,926.99	
				1,142.85	
		365,356.74		244,826.58	
		15,000,000.00	75,000.00	10,000,000.00	50,000.00
		81,049.39	405.25		
		24,000.00	6,400.00	24,000.00	3,070.00
		23,400.00	1,656.00	16,200.00	81.00
				414,772.80	20,738.64
		7,454.41	3,727.21	185,991.11	165,891.67

				3,800.00	190.00
		15,135,903.80	87,188.46	10,644,763.91	239,971.31

2

			5,652,660.91	10,894,905.20
			1,395,909.15	928,854.25
			1,200,000.00	1,200,000.00
			118,760.93	118,760.93
			12,512.52	12,512.52
			465.40	24,204.39
				186,488.80
				98,685.99
				16,769.25
			8,380,308.91	13,481,181.33
			1,675,172.54	888,173.52
			1,597,224.29	2,176,225.77
			1,431,759.29	3,893,103.54
			4,704,156.12	6,957,502.83

7

1

2

3

4

5

1

2

1

2

1

	0.00
	0.00

2

()

2020 4

L-(+)-

2020 4 17 2034 6 19

[2020]099

2,350.00

2,090.00

2,350.00

2,090.00

()

() 2020 1

2 10

1

1

2

	894,112,808.61	1,607,453,235.14	2,901,872.88	8,736,183.47	2,495,731,733.16
	128,182,019.08	1,418,527,670.40	1,953,157.58	10,500,985.90	1,538,161,861.16
	1,301,016,199.37	1,679,884,677.21	3,441,350.86	524,082,940.27	2,460,259,287.17
	424,340,823.10	1,244,885,076.56	2,937,815.34	458,241,663.02	1,213,922,051.98

SK Biopharmaceuticals Co,LTD

SKBP

SKBP

SKL-PSL

SKBP

	27,671,541.26	27.47%	27,671,541.26	100.00%		27,578,275.28	27.22%	27,578,275.28	100.00%	
	73,062,166.80	72.53%	4,783,804.92	6.55%	68,278,361.88	73,749,553.73	72.78%	4,657,743.83	6.32%	69,091,809.90
	100,733,708.06	100.00%	32,455,346.18	32.22%	68,278,361.88	101,327,829.01	100.00%	32,236,019.11	31.81%	69,091,809.90

[]	27,671,541.26	27,671,541.26	100.00%	
	27,671,541.26	27,671,541.26	--	--

	72,498,172.20	4,783,804.92	6.60%
	563,994.60		
	73,062,166.80	4,783,804.92	--

1	70,856,718.99	3,542,835.95	5.00%
1-2	77,634.63	7,763.46	10.00%
2-3	14,388.00	2,877.60	20.00%
3-4	15,621.13	6,248.45	40.00%
4-5	14,840.47	8,904.28	60.00%
5	1,518,968.98	1,215,175.18	80.00%
	72,498,172.20	4,783,804.92	--

1	1	71,513,979.57
1	2	77,634.63
2	3	14,388.00
3		29,127,705.86
3	4	27,593,896.41
4	5	14,840.47
5		1,518,968.98
		100,733,708.06

2

--	--	--

2

	363,802,731.38	436,157,574.09
	363,802,731.38	436,157,574.09

1

1

	409,660,213.32	478,993,192.58
	631,542.56	731,542.56
	591,061.88	422,928.71
	2,580,216.81	1,468,449.60
	413,463,034.57	481,616,113.45

2

	12	()	()	
2019 1 1	65,186.35	31,442.24	45,361,910.77	45,458,539.36
2019 1 1				
--	-6,162.25	6,162.25		
--		-9,042.24	9,042.24	
	96,540.62	-16,237.75	4,121,460.96	4,201,763.83
2019 12 31	155,564.72	12,324.50	49,492,413.97	49,660,303.19

1	1	294,972,543.64

1	2	47,431,097.43
2	3	16,803,000.59
3		54,256,392.91
3	4	54,215,753.62
4	5	36,316.00
5		4,323.29
		413,463,034.57

3

--	--	--	--	--

	137,019,468.56					137,019,468.56	
	166,442,905.31					166,442,905.31	29,423,436.75

2

	()								()	

6,904,193
.99



	4.07%	0.0842	0.0842
	4.25%	0.0878	0.0878

3

1

2

3

4

2.

	A	50,188,596.06
	B	-2,137,638.22
	C=A-B	52,326,234.28
	D	1,213,973,541.78
	E	
	F	
	G	11,919,748.50
	H	7.00
	I	-375,494.51
	J	6.00
	K	12.00
	$L = D + A/2 + E \times F/K - G \times H/K \pm J/K$	1,231,926,905.93
	M=A/L	4.07%
	N=C/L	4.25%

3.

(1)

	A	50,188,596.06
	B	-2,137,638.22

	$C=A-B$	52,326,234.28
	D	595,987,425.00
	E	
	F	
	G	
	H	
	I	
	J	
	K	12.00
	$L=D+E+F \times G / K -$ $H \times I / K - J$	595,987,425.00
	$M=A/L$	0.08

(2)

